

National Federation of State
High School Associations



NFHS Basketball

Legal Uniforms


Take Part. Get Set For Life.™

Basketball Uniforms Legal Styles/Designs

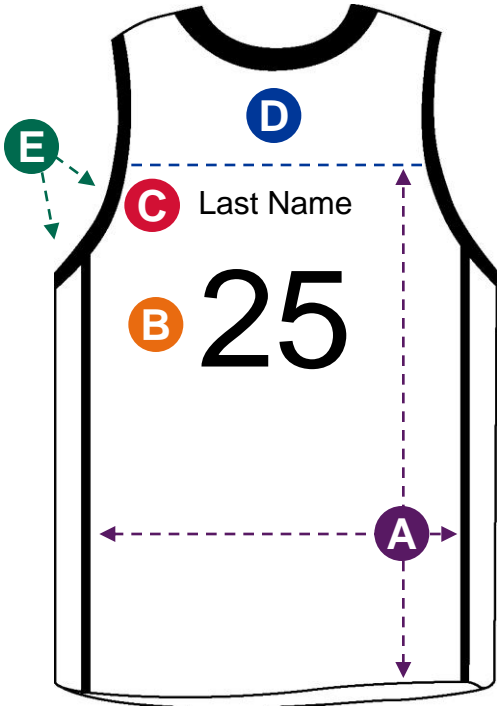
- Uniform jerseys must comply with all rules listed in 3-4, 3-5 and 3-6
- Uniform rules are concise and clear regarding what is, and what is not, permissible on the jersey
- Coaches and school administrators must ensure that legal uniforms are being ordered and purchased from manufacturers/distributors



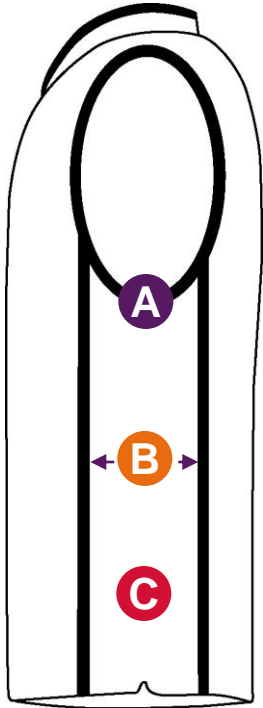
Basketball Uniforms Legal Styles/Designs



Front View



Back View



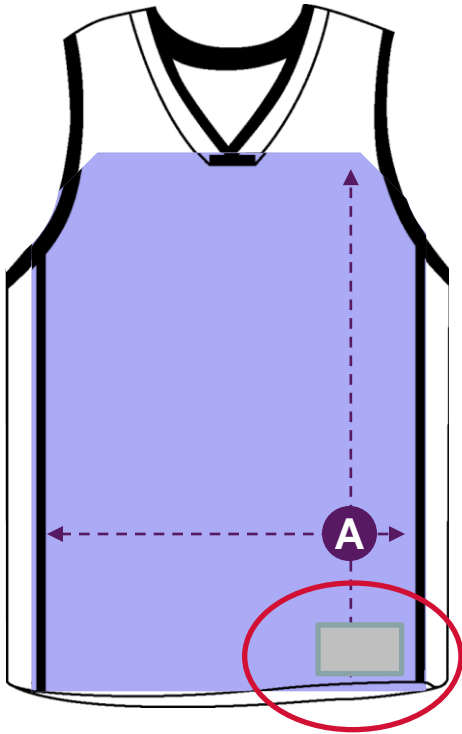
Side View



Basketball Uniforms

Front View

A. JERSEY COLOR



1. The torso of the jersey must be a **single solid color** (white for home and dark for visitor).
2. The “torso” is the portion of the jersey from an imaginary horizontal line at the base of the neckline (see D.2. below) extending to each armhole, down to the bottom hem of the jersey and from side seam to side seam.
3. A visible manufacturer’s logo/ trademark/reference is NOT permitted on the jersey.

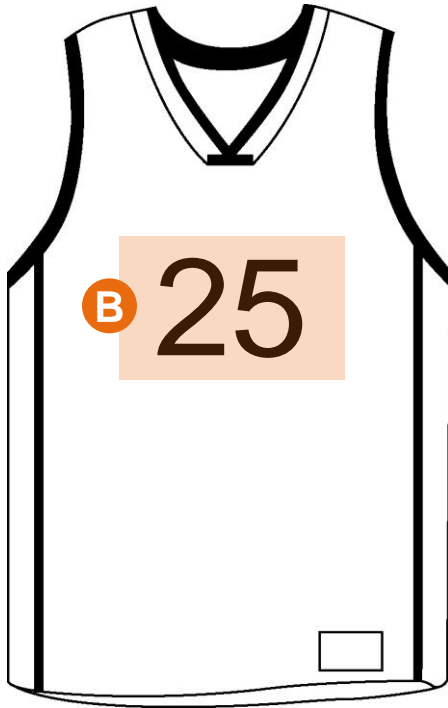


NOTE: A “locker-tag” near the bottom of a jersey designed to be tucked in, is not interpreted as visible.

Basketball Uniforms

Front View

B. FRONT NUMBER



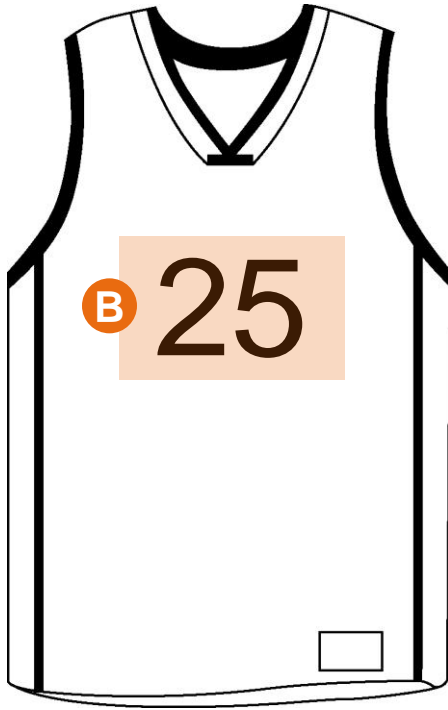
1. The number on the front shall be at least 4 inches high, not less than $\frac{3}{4}$ inch wide (excluding the border) and centered vertically and horizontally on the visible part of the jersey.
2. Numbers shall be plain Arabic numerals and must be the same style and color as the number on the back of the jersey.



Basketball Uniforms

Front View

B. FRONT NUMBER



3. Legal numbers are: 0, 1, 2, 3, 4, 5, 00, 10, 11, 12, 13, 14, 15, 20, 21, 22, 23, 24, 25, 30, 31, 32, 33, 34, 35, 40, 41, 42, 43, 44, 45, 50, 51, 52, 53, 54, 55.
 - A team member list shall not have both numbers 0 and 00.
4. No more than three colors may be used in the number. The style must be clearly visible and conform to the provisions of NFHS Rule 3-4-3e.



Basketball Uniforms

Front View



C. IDENTIFYING NAME


1. Team names and/or abbreviations or team member's names may be placed on the front of the jersey.
2. Lettering must be placed horizontally and may be arched. Names may also be on multiple lines.



Basketball Uniforms

Front View

C. IDENTIFYING NAME




3. The first and last letters, either above or below the number, must be on the same horizontal plane. When above the number, the plane may not be below a plane extending through the top of the number(s). When below the number, the plane may not be above a plane extending through the bottom of the number(s).
4. Any point on any letter shall not be closer than one inch to any point on any number(s).



Basketball Uniforms

Front View

C. IDENTIFYING NAME



5. Any form of decorative accent (i.e., paw, halo, crown, star, etc.) in a name or abbreviation is only permitted above the number.
6. If a tail is used in the lettering of an identifying name or abbreviation, the name or abbreviation must be located below the number.



Basketball Uniforms

Front View

D. ABOVE THE NECKLINE



- 1.** There are no restrictions in the area of the jersey from an imaginary horizontal line at the base of the neckline extending to each armhole, up to the shoulder seam.
- 2.** The imaginary line shall not extend beyond 1½ inches from the lowest point of the neckline apex/opening.



Basketball Uniforms

Front View



D. ABOVE THE NECKLINE

3. Different colors and/or designs may be used in this area.
4. Commemorative/memorial patches (not to exceed 4 square inches), if worn, must be in this area or in the side insert.
5. A school or conference logo/mascot may be located at the apex/opening of the neckline, in the corresponding area on the back of the jersey and/or in either side insert.



Basketball Uniforms

Front View

E. ARMHOLE TRIM



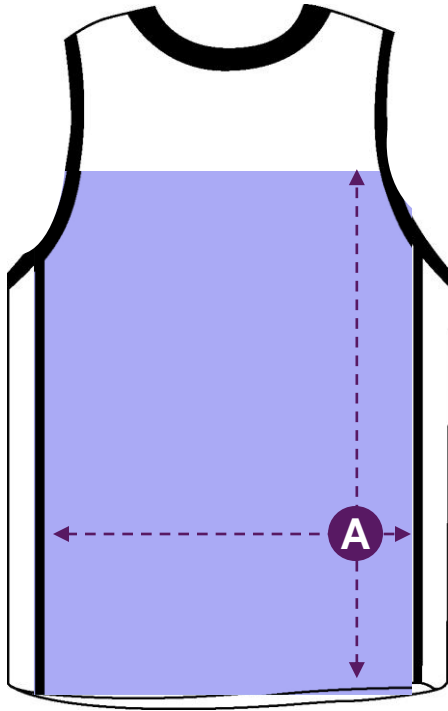
1. Trim, piping or an accent color differing from the torso shall not exceed 1 inch around the arm openings.
2. EXCEPT in the area above the neckline – where there are no color or design restrictions .



Basketball Uniforms

Back View

A. JERSEY COLOR



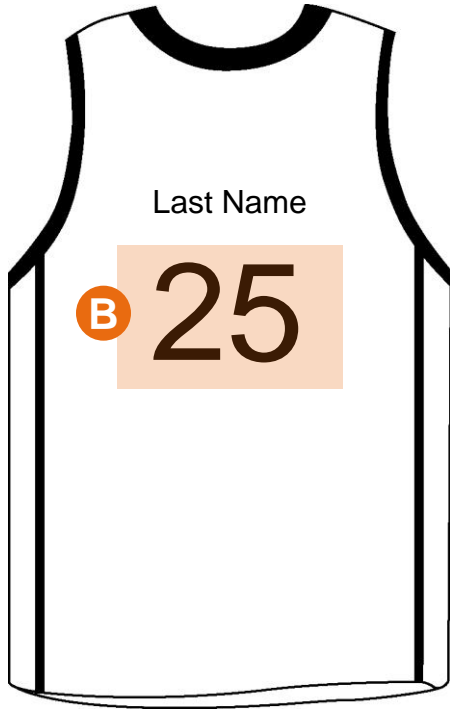
1. The back torso of the jersey must be the same **single solid color** as the front.
2. The back “torso” is the portion of the jersey from the bottom of the back panel, if used, down to the bottom hem of the jersey and from side seam to side seam.
3. A visible manufacturer’s logo/trademark/reference is NOT permitted on the jersey.



Basketball Uniforms

Back View

B. BACK NUMBER

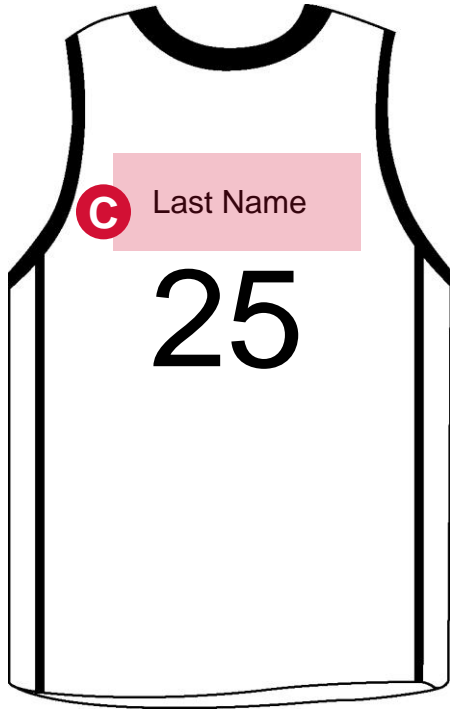


1. The number on the back shall be at least 6 inches high, not less than $\frac{3}{4}$ inch wide (excluding the border) and centered vertically and horizontally on the portion of the jersey that is intended to be visible.
2. The back numbers shall meet all the remaining specifications of the front number as previously noted (Front View, B.2-B.4).



Basketball Uniforms

Back View



C. IDENTIFYING NAME

1. Team names and/or abbreviations or team member's names may be placed horizontally on the back of the jersey.
2. Lettering on the back of the jersey shall meet all the specifications of the front lettering as previously noted (Front View, C.2-C.6).



Basketball Uniforms

Back View

D. BACK PANEL



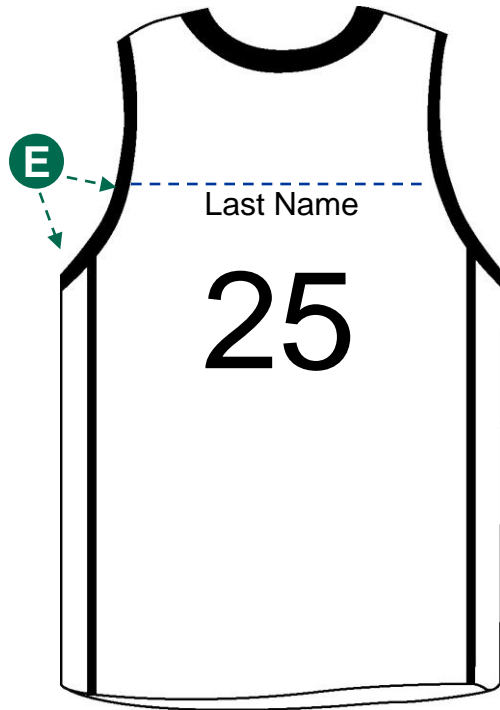
1. There are no color or design restrictions in the corresponding area – base of the neckline to the shoulder seam – on the back of the team jersey.



Basketball Uniforms

Back View

E. ARMHOLE TRIM

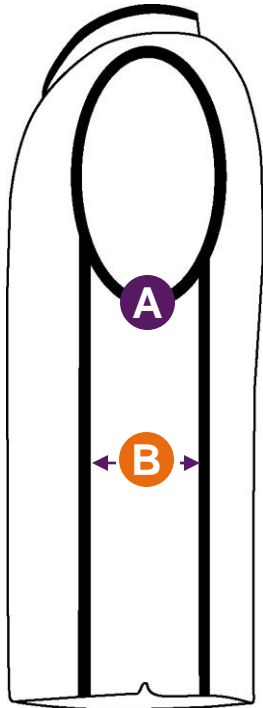


1. Trim shall not exceed 1 inch around the arm openings.
2. EXCEPT in the area above the neckline – where there are no color or design restrictions .



Basketball Uniforms

Side View



A. LOCATION

1. Side inserts must be centered vertically below the armpit.

B. WIDTH

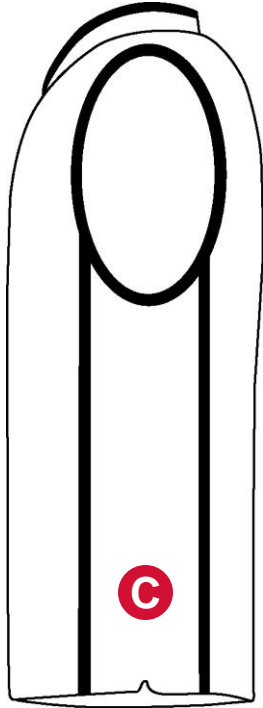
1. Side inserts – including trim/piping/accent color(s) – must be a maximum of 4 inches (2 inches on each side of the seam).



Basketball Uniforms

Side View

C. STYLE/DESIGN



1. Side inserts may be of any color or design.
2. Side inserts must be the same width for all team jerseys.
3. Commemorative/memorial patches (not to exceed 4 square inches), if worn, must be in this area or in the area above the neckline on the front or back of the jersey.

